






Autumn Medium Term Plan Hollinswood Primary School and Nursery - Art


	Substantive knowledge – the stuff of Art	Disciplinary knowledge – how Art is studied.	Vocabulary	Big Question and Linked Text
EYFS – Drawing Line Form Shape	<p>I know:</p> <p>what an artist is</p> <p>Vincent Van Gogh is an artist</p> <p>what a pencil is</p> <p>what a pencil does</p> <p>that different materials make marks</p> <p>that you can add more detail to artwork</p> <p>that art is linked to the 5 senses</p> <p>that pencils can create different effects</p> <p>what shape is</p>	<p>I know:</p> <p>why artists make intentional marks when drawing</p> <p>artists use different media to draw with</p> <p>different artists and their work</p> <p>I know how to:</p> <p>talk about how art makes me feel</p> <p>make intentional marks</p> <p>explore different materials using parts of my body and tools</p> <p>add more detail to my artwork</p> <p>use a pencil to create light and dark effects</p> <p>talk about my own artwork</p> <p>create closed shapes with continuous lines</p> <p>talk about how my art makes me feel</p>	<p>pencil</p> <p>line</p> <p>form</p> <p>shape</p> <p>colour in</p> <p>straight</p> <p>artist</p> <p>senses</p> <p>touch</p> <p>mark making</p> <p>Vincent Van Gogh</p> <p>Circle (and other shape names)</p>	 <p>What is an artist? Am I an artist?</p> <p>Resources/staff subject knowledge:</p> <p>Van Gogh - https://www.vincentvangogh.org/starry-night.jsp</p> <p>https://www.tate.org.uk/kids/explore/who-is/who-vincent-van-gogh</p> 

	Substantive knowledge – the stuff of Art	Disciplinary knowledge – how Art is studied.	Vocabulary	Big Question and Linked Text
Year 1 – Drawing Line Form Shape	<p>I know:</p> <p>who Henri Matisse is</p> <p>what expressionism is</p> <p>Henri Matisse is a part of the expressionism movement</p> <p>there are different types of pencils</p> <p>what a self-portrait is</p> <p>what a rubber does</p> <p>what charcoal does</p> <p>what pastels do</p> <p>what ballpoints do</p> <p>what a draft is in artwork</p> <p>that you can add more detail to artwork in each draft</p> <p>my shapes must be deliberate in showing meaning and feeling</p> <p>In art I need to evaluate my own work</p>	<p>I know:</p> <p>artists do many drafts</p> <p>art changed throughout history</p> <p>I know how to:</p> <p>create a drawing inspired by Henri Matisse</p> <p>use different pencils to create different effects</p> <p>create a self-portrait using pencils</p> <p>use pencils, rubbers, crayons, felt tips, charcoal, pastels, ballpoints, chalk to represent objects in lines</p> <p>use a variety of different shapes in my drawing</p> <p>improve my artwork through peer feedback (in my drafts)</p> <p>review my own and my peers artwork respectfully</p>	<p>drawing portrait self-portrait expressionism Henri Matisse</p> <p>Line Form Shape</p> <p>Detail Landscape</p> <p>building pastels bold size space portrait</p>	<p>What is expressionism?</p> <p>Resources/staff subject knowledge:</p> <p>What is expressionism - https://www.tate.org.uk/art/art-terms/e/expressionism</p> <p>How to teach portrait drawing - https://artprojectsforkids.org/half-portrait-tutorial/#tutorial</p> <p>Who is Henri Matisse? https://www.moma.org/artists/3832</p> <p>Art and Design KS1 / KS2: How to draw a lifelike self-portrait or portrait - BBC Teach</p> <p>Henri Matisse – portraits</p> 

	Substantive knowledge – the stuff of Art	Disciplinary knowledge – how Art is studied.	Vocabulary	Big Question and Linked Text
Year 2 – Drawing Line Form Shape	<p>I know:</p> <p>softer pencils and charcoals can be blended to create different effects</p> <p>what tone is</p> <p>that tone can be created using pencils, chalk and charcoal</p> <p>different drawing techniques</p> <p>what minimalism is</p> <p>who Pablo Picasso is and that he was a part of the minimalist movement</p> <p>the purpose of rubber</p> <p>what charcoal does</p> <p>what pastels do</p> <p>what ballpoints do</p> <p>what a draft is in artwork and why we use them</p> <p>that you can add more detail to artwork in each draft</p> <p>my shapes must be deliberate in showing meaning and feeling</p> <p>in art I need to evaluate my own work</p>	<p>I know:</p> <p>artists represent things using different colours and tools</p> <p>there was a movement in art called minimalism</p> <p>I know how to:</p> <p>represent things observed, remembered or imagined using colour/tools</p> <p>make a deliberate choice when deciding which pencil to use</p> <p>justify choosing the pencil I am using in my work</p> <p>use softer pencils and charcoals to make different effects</p> <p>create drawings inspired by Pablo Picasso</p> <p>create tone using pencils, chalk and charcoal</p> <p>use different pencils to create different effects</p> <p>create a drawing using pencils, charcoal, pastels and chalk to represent objects in lines</p> <p>use a variety of different shapes in my drawing</p> <p>continue to improve my artwork through peer feedback (in my drafts)</p> <p>review my own and my peers artwork respectfully</p>	<p>drawing portrait self-portrait</p> <p>line form shape</p> <p>drawing detail landscape</p> <p>building pastels bold</p> <p>size space</p> <p>minimalism Pablo Picasso</p>	 <p>Resources/staff subject knowledge:</p> <p>What is minimalism: https://www.tate.org.uk/art/art-terms/m/minimalism</p> <p>What is tone: https://www.tate.org.uk/art/art-terms/t/tone#:~:text=In%20painting%2C%20tone%20refers%20to,also%20mean%20the%20colour%20itself.</p> <p>Picasso's line drawings: https://www.pablocicasso.net/drawings/</p> <p>https://www.bbc.co.uk/teach/class-clips-video/art-and-design-draw-self-portrait/z6ytscw</p>

	Substantive knowledge – the stuff of Art	Disciplinary knowledge – how Art is studied.	Vocabulary	Big Question and Linked Text
Year 3 – Drawing Line Form Shape	<p>I know:</p> <p>what Romanticism is</p> <p>who Thomas Gainsborough is and that he is a part of the romanticism movement</p> <p>what a landscape drawing is</p> <p>what shading in drawings looks like</p> <p>what Thomas Gainsborough's landscapes look like</p> <p>what tonal value means</p> <p>why we use different pencils to create different drawings</p> <p>each of my drafts will improve as I work</p>	<p>I know:</p> <p>romanticism is an artistic movement which expresses of personal feeling and interest in the natural world</p> <p>romantic artists combined key aspects such as complementary colours, colours as tone, warm and cold colours.</p> <p>I know how to:</p> <p>create my own landscape drawing inspired by the work of Thomas Gainsborough</p> <p>choose my pencil/media style depending on the artwork.</p> <p>explore shading, using different media</p> <p>develop my artwork through peer feedback (in my drafts)</p> <p>review my own and my peers artwork respectfully</p> <p>use different lines and shapes to create a landscape</p> <p>use tonal value in my work</p>	<p>portrait</p> <p>light dark tone shadow line</p> <p>pattern texture form</p> <p>shape tone outline sketch crosshatch shading hatching stumping stippling</p> <p>romanticism foreground background landscape</p>	<p>What is Romanticism?</p> <p>Other than art, where else do we see Romanticism? (<i>links to poetry</i>)</p> <p><u>Resources/staff subject knowledge:</u></p> <p>What is romanticism? https://www.tate.org.uk/art/art-terms/romanticism</p> <p>Who is Thomas Gainsborough - https://www.tate.org.uk/art/artists/thomas-gainsborough-199</p> <p>Gainsborough's landscapes - https://www.rct.uk/gainsborough-landscape-drawings</p> <p>What is tonal value? https://artdiscount.co.uk/blogs/artdiscount/what-is-tonal-value-in-art</p>

	Substantive knowledge – the stuff of Art	Disciplinary knowledge – how Art is studied.	Vocabulary	Big Question and Linked Text
Year 4 – Drawing Line Form Shape	<p>I know:</p> <p>who Georges Seurat is</p> <p>what neo-impressionism is</p> <p>that Seurat is part of the neo-impressionism movement</p> <p>what proportions are used for in drawing</p> <p>the different shading techniques and why we use them</p> <p>that tone helps show shapes in a picture</p> <p>mood and feeling can be experimented with in drawings</p> <p>my drafts will improve through self-review and peer feedback</p>	<p>I know:</p> <p>neo-impressionism drawings are inspired by optical theory</p> <p>why artists use proportions</p> <p>I know how to:</p> <p>create a Seurat inspired drawing focussing on portraits of others (links to photography)</p> <p>use the different shading techniques in my drawing</p> <p>use proportions in my drawings</p> <p>draw familiar objects with the correct proportions</p> <p>experiment with creating mood, feeling, movement and areas of interest by selecting appropriate materials and learnt techniques</p> <p>develop my artwork through peer feedback (in my drafts)</p> <p>review my own and my peers artwork respectfully</p>	<p>tone contrast shading highlight shadow</p> <p>solid form</p> <p>shapes third dimension</p> <p>outline faint broken continuous</p>	<p>How can we use proportions in art and other work?</p> <hr/> <p>Resources/staff subject knowledge:</p> <p>What is Neo-Impressionism? https://www.tate.org.uk/art/art-terms/n/neo-impressionism</p> <p>Who is Seurat? https://www.tate.org.uk/art/artists/georges-seurat-1926</p> <p>Drawing proportions: https://teachyourclasstodraw.com/4042-2/</p> <p>Seurat's drawings – </p> <p>https://www.moma.org/calendar/exhibitions/27</p>

	Substantive knowledge – the stuff of Art	Disciplinary knowledge – how Art is studied.	Vocabulary	Big Question and Linked Text
Year 5 – Drawing Line Form Shape	<p>I know:</p> <p>what modern art is</p> <p>who Keith Haring is</p> <p>graffiti is a form of artwork</p> <p>mood and feeling can be experimented with in drawings</p> <p>my drafts will improve through self-review and peer feedback</p>	<p>I know:</p> <p>graffiti is a controversial form of art</p> <p>art is subjective</p> <p>I know how to:</p> <p>create my own Keith Haring graffiti artwork focussing on 3D inspired work</p> <p>use line, tone and shading to represent things seen, remembered, or imagined in three dimensions.</p> <p>use different lines to create a 3D image</p> <p>use different shading techniques in my artwork</p> <p>experiment with creating mood, feeling, movement and areas of interest by selecting appropriate materials and learnt techniques</p> <p>develop my artwork through peer feedback (in my drafts)</p> <p>review my own and my peers artwork respectfully</p>	<p>Line Texture Pattern</p> <p>Form Shape Tone Smudge Blend Mark</p> <p>Hard Soft Light Heavy</p> <p>Mural Fresco Portrait Graffiti Keith Haring Modern art</p>	<p>What is modern art?</p> <p>Links to SMSC – the morals of graffiti and calling it art.</p> <p><i>Children could use walls, tarpaulin, the floor – different media for their drawings</i></p> <hr/> <p>Resources/staff subject knowledge:</p> <p>What is Modern art? https://www.tate.org.uk/art/art-terms/m/modernism</p> <p>Who is Keith Haring? https://www.tate.org.uk/kids/explore/who-is/who-keith-haring</p>  <p>What is contemporary art? https://www.tate.org.uk/art/art-terms/c/contemporary-art</p>

	Substantive knowledge – the stuff of Art	Disciplinary knowledge – how Art is studied.	Vocabulary	Big Question and Linked Text
Year 6 – Drawing Line Form Shape	<p>I know:</p> <p>who M.C Escher is</p> <p>M.C Escher creates artwork using abstract perspective</p> <p>what perspective is</p> <p>what abstract perspective is</p> <p>what a single focal point is</p> <p>what a double focal point is</p> <p>my drafts will improve through self-review and peer feedback</p> <p>my knowledge of drawing has grown from when I started school to now</p>	<p>I know:</p> <p>artists experiment with techniques and conventions</p> <p>why artists use abstract perspective</p> <p>I know how to:</p> <p>create a drawing inspired by M.C Escher's abstract perspective.</p> <p>use simple perspective in my work using a single focal point and horizon.</p> <p>use abstract perspective in my drawing</p> <p>use a double focal point in my work</p> <p>develop my artwork through peer feedback (in my drafts)</p> <p>review my own and my peers artwork respectfully making reference to key vocabulary</p>	<p>M.C Escher</p> <p>perspective</p> <p>abstract perspective</p> <p>single focal point</p> <p>double focal point</p> <p>realism</p> <p>proportion</p> <p>line</p> <p>texture</p> <p>pattern</p> <p>form</p> <p>shape</p> <p>tone</p> <p>smudge</p> <p>blend</p> <p>mark</p> <p>hard</p> <p>soft</p> <p>light</p> <p>heavy</p>	<p>What is abstract perspective?</p> <hr/> <p>Subject Knowledge/Resources:</p> <p>Who is M.C Escher: https://mcescher.com/</p> <p>Abstract perspective M.C Escher examples: https://mcescher.com/gallery/most-popular/</p> 